

SEASONS

Isabella



Isabella



Reception class having a wonderful time investigating December's snow!



Blatch Patch



The winter issue - 2023

ISSUE 12!

WEST BLATCHINGTON
PRIMARY AND
NURSERY OUTDOOR
TEACHING AND
LEARNING
MAGAZINE-JAN 2023.

Victoria



Kati in Ravens class, is an eco-hero. Using old wool and toilet roll tubes, she made these fabulous upcycled Christmas tree decorations. Well done Kati!



UPCYCLING CLUB!

This year we focussed on upcycling clothes for costumes to be used in our performance of The Lorax.



Upcycling- using old or unwanted items to create new ones. Upcycling is even better for the environment than recycling!



The Bar-ba-loot bears

We used old wool and fabric scraps to make bear tummies!






In addition to our tie-dyed fabric, we used old clothes and plastic packaging to create our fish tails.



UNLESS someone like you cares a whole awful lot, nothing is going to get better. It's not.

We used old plastic bottle tops and Sharpies, to create circular patterns for our bear costumes.



The Lorax


I LOVE nature



BLATCH
PATCH



Poppy



Hazel dormouse
Thea



Walter Junior



**Learning about The Stone Age:
Puffins class learning about paleontology and being fantastic hunter gatherers!**



Archaeology:
The study of human history from objects and remains.



Paleontology:
The study of plants and animals from long ago.






COMING SOON!
WEST BLATCHINGTON'S NATURAL HISTORY MUSEUM.
A chance to explore an incredible fossil collection and much MUCH more!




Meet Sunny the skeleton!



LO: I can explain how sedimentary rocks are formed.



Sorting rocks





The winner of the last issue's caption competition is Kingsley in Swallows class. Well done Kingsley! Can you think of a great caption for the picture of the polar bears?

"Are you lyin'?" (Play on the word lion.)

"Is this the main part of the story?" (Play on the word mane.)



Glue stick recycling - available now in Goldfinches classroom.



Caption Competition!

Looking after wildlife in winter.



Refreshing bird bath

You will need

- A large shallow bowl (or an upturned dustbin lid)
- Four bricks, plus gravel or pebbles
- Rain or tap water

How to make

- 1 Place the bricks in a square outside and sit the bowl on top.
- 2 Put the gravel or pebbles in the bottom of the bowl.
- 3 Fill your birdbath with water. Keep it topped up in summer. In winter, melt any ice with warm water.



Common frogs and toads are leaping out of hibernation.



Bee café

You will need

- A small plate
- A few large stones

How to make

- 1 Just put the stones onto the plate and add water. Make sure the stones aren't fully submerged so bees have a place to perch.



It's better where it's wetter!

Simple to make but life-saving for bees!

Wildlife needs water all year round. Lots of places may be frozen, so provide a lifeline in your garden.



Thank you to Freya, Hayden, Kingsley, Poppy, Archie and Lily from Swallows class, who worked really hard clearing up the garden before the Christmas holidays.



Thank you to Freya, Hayden, Kingsley, Poppy, Archie and Lily from Swallows class, who worked really hard clearing up the garden before the Christmas holidays.



Explore the garden: during winter, one of the many beautiful things to look for is a leaf skeleton. Can you find one? What adjectives would you use to describe it?





Puffins had an amazing day out, visiting Rampion Visitor Centre on Brighton Seafront. They learnt all about the construction of the wind farm and how it provides green energy to nearly half the homes in Sussex.

Information leaflets: can you create an information leaflet persuading people to visit our garden and spend more time outdoors enjoying nature?



Opening hours

Tuesday to Sunday
 Summer 10am to 6pm
 Winter 10am to 4pm

The Visitor Centre is completely free and open 6 days a week*

*Bank holiday opening hours—see our website



Discover • Learn • Explore


The Rampion Visitor Centre is an exciting and interactive educational experience for children and adults of all ages.

With hands-on and immersive installations and content, you will learn all about how a wind farm is planned, constructed and operated, as well as learning why renewable energy is so important for all our futures.


Visit our website for more details
www.rampionoffshore.com/visitor-centre

Where to find us

On Brighton seafront, right beside the i360



Our address:
 76-81 Kings Road Arches
 Brighton
 BN1 2FN



@Rampionvisitorcentre

@RampionVC

@RampionVC



Email
visitorcentre@rampionoffshore.com

Telephone
 (+44) 01273 728425



"The VR goggles were a huge hit!"

Learn...

about the relationship between electricity and climate change.

Suitable for visitors of any age. The centre has something for everyone, from fun activity packs and games, to more in-depth information about turbines and the wind farm planning process.



"Excellent interactive fun for the kids"

Discover...

how electricity works and how the wind farm was built.

The Visitor Centre houses exhibitions, videos, games and an immersive VR experience, so visitors can learn more about climate change, wind energy and discover the whole Rampion Wind Farm story.

"Well worth a visit!"



"We went today and loved it!"

"So informative and had something for all ages"

"The new Rampion centre is truly amazing!"

Explore...

our very own planet earth, climb up a wind turbine and even generate your own electricity.

The aim of the centre is to increase awareness and understanding of the wind farm itself, as well as offshore wind energy and global climate change.

"Fantastic day"



The Rampion Wind Farm generates **clean, green electricity** for nearly 350,000 homes. That's around half the homes in the whole of Sussex!





Winter Wonders



It's important to make sure we are still getting outside during the winter months. There are still so many amazing things to see. This leaflet (below) shows you some of the things you could look for on a lovely wintery walk on the beach. We get vitamin D, which is very important for strong bones, from the sun. As there is obviously less sunshine in winter, it is even more important that we get out in the winter sunshine. Visit <https://www.bbc.co.uk/programmes/p012msk2> to see winter highlights watch the amazing BBC Winter watch programme.



and


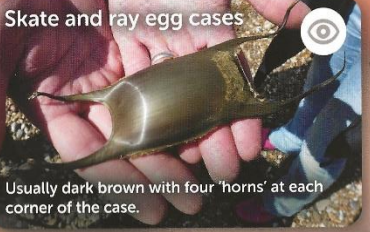
On the beach

These animals aren't on our video, but if you go for a walk along the beach after your visit, you might be able to spot the clues they leave behind...What can you find?



Mermaid's purses

Mermaid's purses are the egg cases from sharks, rays and skates. They are tough, leathery pouches where the embryo (baby) develops until it is big enough to hatch.



Sussex Sea Life

In Sussex we are lucky to have lots of different creatures along the coastline, on our many beaches, in rock pools and under the waves.

Which ones can you spot in our video?





Rylen



BLATCH PATCH

Robins

WHERE: Gardens and parks

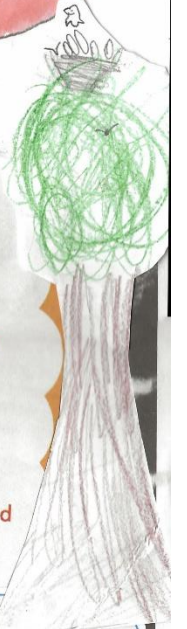
LOOK FOR: A red breast!

DID YOU KNOW: Unlike many birds, robins continue to sing away in winter, defending their territories. In Victorian Britain, Royal Mail postmen were nicknamed robins because of their red uniforms. The robins on Christmas cards symbolised the posties!



I am

- Head hitting
- Hand freezing
- Fast falling
- Slowly drizzling
- Super showering
- Lashing upon
- Drizzling down
- Sprinkling on
- Rain dropping
- Ricey white
- Beating earthward
- I Am Hail



How many verbs, nouns and adjectives can you find in this poem?

Challenge: use this poem as inspiration for your own winter or spring themed poem.





Calling all artists!

I am always so impressed with the beautiful artwork you create for Blatch Patch. Thank you! Please bring your wonderful nature paintings, pictures and photographs to Mrs Heym in Goldfinches classroom and **remember to put your name on it!** I will make sure it stars in future issues of Blatch Patch.



SPOOKY STORY SETTINGS!
 Starlings class made these great spooky story settings in the garden: an abandoned school, airport and house.



THE NEW COMPOST BIN IN THE KS2 PLAYGROUND.
THIS IS NOT A RUBBISH BIN!



Some of our amazing new eco-reps.

YES!

paper

NO!

There is a class set of gloves and clipboards available in Goldfinches. (Behind the door.) Please make sure gloves are paired up when returning.

I love plants and gardening

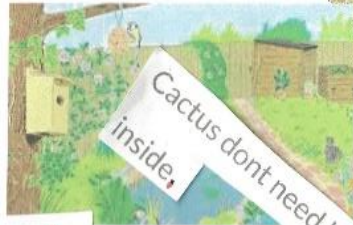
When I grow up I want to be a landscape gardener. They are people that design and make gardens and make habitats for lots of animals.



The spikes stop animals eating them.




Home for animals



Cactus dont need lots of water they store water inside,

Cactus



Cactus can flower.



Different types

There are many different types of plants.
Some plants blossom some do not.
Some are poisonous.
Some have been used to heal people

Stanley is class expert on....

Well done Stanley for a brilliant presentation on plants!



PLANTS

Why plants are important

Plants are important because they produce oxygen.
Some plants make food to eat.
They also make homes for animals.



How to look after them

They grow from seeds and pips

How Seeds Travel

by the wind



milkweed



dandelion



maple

by animals



beggar-ticks



sandbur



blackberry

by water



lotus



cattail



coconut

by bursting



violet



jewelweed



witch hazel

by humans



bean



wheat



cherry

GARDENING

INFOGRAPHIC

Good Parenting Brighter Children

<p>1 SPADE</p> <p>clean the area you are planting, loosen & turn the soil over</p>	<p>4 WATERING</p> <p>plants need the right amount of water - not too much or too little, wait until the soil is dry to water</p>	<p>7 PEST CONTROL</p> <p>controlling garden pests is important but ONLY use an organic pest control</p>
<p>2 SOIL</p> <p>add additional soil, preferably organic soil to your garden. It makes a richer soil</p>	<p>5 SUN LIGHT</p> <p>grow your plants in a location so they get the sunlight they need</p>	<p>8 MULCHING</p> <p>add mulch to the soil to improve soil moisture, fertility and health of soil</p>
<p>3 SEED</p> <p>carefully plant your seeds or plant starts in the soil</p>	<p>6 CLIMATE</p> <p>make certain your plants grow well in the climate you live in</p>	<p>9 HARVEST</p> <p>harvesting your fruits & veggies is exciting for your family & especially your kids!</p>

PLEASE TURN
OFF THE
LIGHTS

LEO

RECYCLING

In your classroom, you will now find a black bucket for paper and cardboard recycling.




Your class eco-reps will empty the bucket into a main recycling bin located in the KS1 library. Please make sure that the paper or card, doesn't have sticky tape or Blu-tack on it. NO TISSUES USED FOR WIPING HANDS OR BLOWING YOUR NOSE SHOULD GO IN THE BUCKET. THESE **MUST** GO IN THE BIN.



Your eco-reps will make sure that the lights in your classroom are turned off when no-one is there: for example, during assembly time. Remember- lights are for people, not for rooms!

OLIVIA W
ivid
pen

PLEASE TURN
OFF THE LIGHTS!



JUNIOR

POSTERS NEEDED FOR OUR CENTRAL RECYCLING STATION- ASK YOUR TEACHER OR MRS HEYM FOR DETAILS!